

HeLa Polynucleosomes, Purified

Catalog No. 16-0003-0.5mg

Lot No. 14309006

Pack Size 500 µg

Product Description:

Human polynucleosomes purified from HeLa cells. The nucleosome is the basic subunit of chromatin consisting of the histone octamer (two each of the four core histones, H2A, H2B, H3 and H4) wrapped by 147 base pairs of DNA. HeLa Polynucleosomes are predominantly trimers, with some dimers and tetramers.

Formulation:

Purified HeLa polynucleosomes at a concentration of 1 mg/ml (DNA + protein) in 20 mM HEPES, pH 7.5, 1 mM EDTA.

Storage and Stability:

Stable for six months at -80°C from date of receipt. For best results, aliquot and avoid multiple freeze/thaws.

Application Notes:

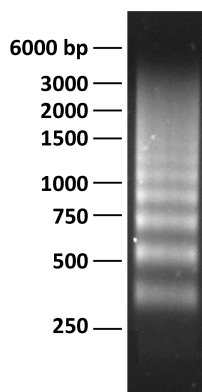
HeLa polynucleosomes are supplied concentrated to maintain their stability. HeLa polynucleosomes are suitable for use in enzyme assays such as acetylation or methylation, chromatin binding assays, or for use as a positive control in Western blotting. Use 1-2 µg per reaction.

References:

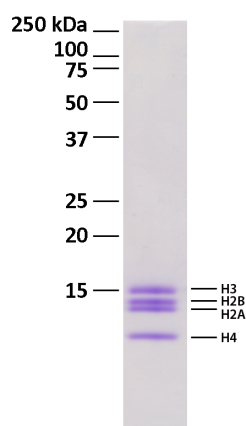
Kuo AJ et al (2011). *Mol Cell* 44: 609-620.

Matthews AG et al (2007). *Nature* 450: 1106-1110.

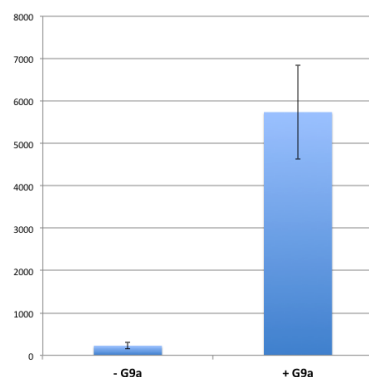
Shi X et al (2006). *Nature* 442: 96-99.



DNA Gel Data: DNA (1 µg) was purified from HeLa Polynucleosomes and run on an agarose gel to show the size of nucleosomal DNA compared to molecular weight markers (base pairs).



Protein Gel Data: Coomassie stained PAGE gel of proteins (1.5 µg) in HeLa Polynucleosomes to demonstrate the purity of the histones in the preparations. Sizes of molecular weight markers (kDa) and position of the core histones are indicated.



Enzyme Activity Data: HeLa Polynucleosomes, Purified (0.25 µg) used in an HMTase assay with 0.1 µg G9a, Recombinant Human (Cat. No. 15-1008) using a standard radiometric filter binding assay protocol.