

HeLa Mononucleosomes, Purified

Catalog No. 16-0002
Lot No. 15033005
Pack Size 50 µg

Product Description:

Human mononucleosomes purified from HeLa cells. The nucleosome is the basic subunit of chromatin consisting of the histone octamer (two each of the four core histones, H2A, H2B, H3 and H4) wrapped by 147 base pairs of DNA.

Formulation:

Purified HeLa mononucleosomes at a concentration of 1.2 mg/ml (DNA+protein) in 20 mM HEPES, pH 7.5, 1 mM EDTA.

Storage and Stability:

Stable for six months at -80°C from date of receipt. For best results, aliquot and avoid multiple freeze/thaws.

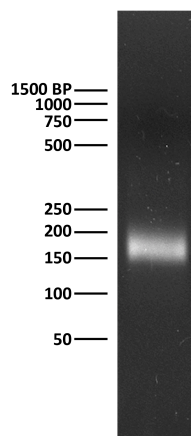

Application Notes:

HeLa mono-nucleosomes are suitable for use in enzyme assays such as acetylation or methylation, chromatin binding assays, or for use as a positive control in Western blotting. Use 1-2 µg per reaction.

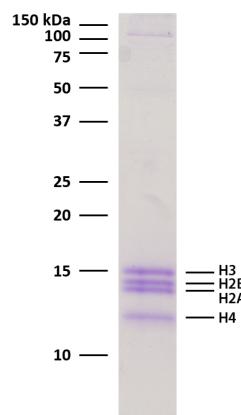
***-NB.** Despite the high purity of the preparation, a small amount of arginine methyltransferase activity is tightly associated and co-purifies with the nucleosomes. If you are studying weak or low turnover HMTases, you can use AMI-1 to inhibit the endogenous RMTase activity.

References:

Kuo AJ et al (2011). *Mol Cell* 44: 609-620.
Matthews AG et al (2007). *Nature* 450: 1106-1110.
Shi X et al (2006). *Nature* 442: 96-99.



DNA Gel Data: DNA was purified from 0.5 µg HeLa Mononucleosomes and run on an agarose gel to show the size of nucleosomal DNA compared to molecular weight markers (base pairs). Note that mononucleosomal DNA runs at ~147 base pairs.



Protein Gel Data: Coomassie stained PAGE gel of proteins in 1 µg of HeLa Mononucleosomes to demonstrate the purity of the histones in the preparations. Sizes of molecular weight markers (kDa) and position of the core histones are indicated.