

# Nucleosome, Recombinant Human, H3 K4me2 dNuc



**Catalog No.** 16-1334  
**Lot No.** 17290001  
**Pack Size** 50 µg

## Product Description:

Mononucleosomes assembled from recombinant human histones expressed in *E. coli* (two each of histones H2A, H2B, H3 and H4; accession numbers: H2A-P04908; H2B-O60814; H3.2-Q71D13 \*; H4-P62805) wrapped by 147 base pairs of 601 positioning sequence DNA. Histone H3 (created by a proprietary semi-synthetic method) contains dimethyl-lysine at position 4. The nucleosome is the basic subunit of chromatin. The 601 sequence, identified by Lowary and Widom, is a 147-base pair sequence that has high affinity for histone octamers and is useful for nucleosome assembly. \*H3K4me2 has a Cys to Ala substitution at position 110.

## Formulation:

Nucleosome, Recombinant Human, H3K4me2 (27.3 µg protein weight, 50 µg total weight) in 56.1 µl of 10 mM Tris HCl, pH 7.5, 25 mM NaCl, 1 mM EDTA, 2 mM DTT, 20% glycerol. Molarity = 4.45 µmolar. MW = 199,794 Da.

## Storage and Stability:

Stable for six months at -80°C from date of receipt. For best results, aliquot and avoid multiple freeze/thaws.

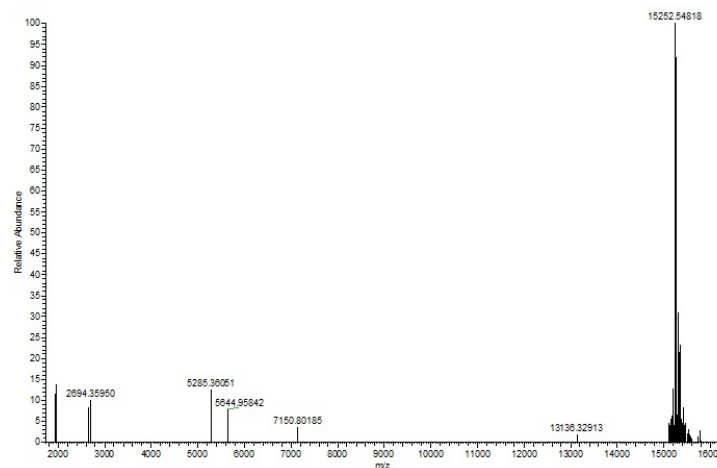
## Application Notes:

Nucleosome, Recombinant Human, H3K4me2 dNucs are highly purified and are suitable for use as substrates in enzyme screening assays or for effector protein binding experiments. **Nucleosome, Recombinant Human, H3K4me2 from EpiCypher contains no free DNA which could alter assayed activities.**

## References Using this Product:




**Western Blot Data:** Western Analysis of Nucleosome, Recombinant Human, H3K4me2. **Top Panel:** Unmodified H3 (Lane 1) and H3K4me2 containing nucleosomes (Lane 2) were probed with an anti-H3K4me2 antibody and analyzed via ECL readout. Only the H3K4me2 sample produced a detectable signal. **Bottom Panel:** Detail from Coomassie stained gel showing unmodified nucleosomes (Lane 1) and H3K4me2 nucleosomes (Lane 2).

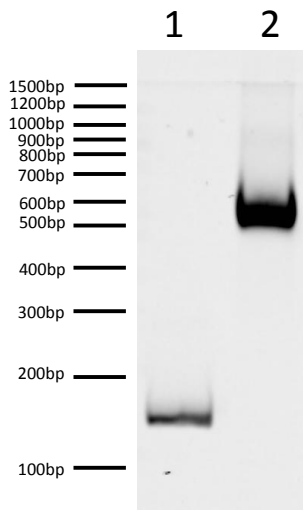


**Mass Spec Data:** H3K4me2 protein analyzed by high resolution mass spectrometry. Expected mass = 15252.8 Da. Determined mass = 15,252.5 Da.

This product is for *in vitro* research use only and is not intended for use in humans or animals.



**Protein Gel Data:** Coomassie stained PAGE gel of proteins in Nucleosome, Recombinant Human, H3K4me2 (1 µg) to demonstrate the purity of the histones in the preparation. Sizes of molecular weight markers and positions of the core histones (H2A, H2B, H3K4me2 and H4) are indicated.



**DNA Gel Data:** Nucleosome, Recombinant Human, H3K4me2 resolved by native PAGEI and stained with ethidium bromide to visualize DNA. **Lane 1:** Free DNA (100 ng). **Lane 2:** Intact nucleosomes (400 ng).

This product is for *in vitro* research use only and is not intended for use in humans or animals.