

# Nucleosome, Recombinant Human, H3 K36me2 dNuc

**Catalog No.** 16-0319  
**Lot No.** 17031002  
**Pack Size** 50 µg



## Product Description:

Mononucleosomes assembled from recombinant human histones expressed in *E. coli* (two each of histones H2A, H2B, H3 and H4; accession numbers: H2A-P04908; H2B-O60814; H3.1-P68431; H4-P62805) wrapped by 147 base pairs of 601 positioning sequence DNA. Histone H3 (created by a proprietary synthetic method) contains dimethyl-lysine at position 36. The nucleosome is the basic subunit of chromatin. The 601 sequence, identified by Lowary and Widom, is a 147-base pair sequence that has high affinity for histone octamers and is useful for nucleosome assembly and contains a 5' biotin-TEG group.

## Formulation:

Nucleosome, Recombinant Human, H3 K36Me2 (27.3 µg protein weight, 50.0 µg DNA+protein) in 73.8 µl 10mM Tris HCl, pH 7.5, 25 mM NaCl, 1 mM EDTA, 2 mM DTT, 20% glycerol. Molarity = 3.38 µmolar. MW = 201,008.


## Storage and Stability:

Stable for six months at -80°C from date of receipt. For best results, aliquot and avoid multiple freeze/thaws.

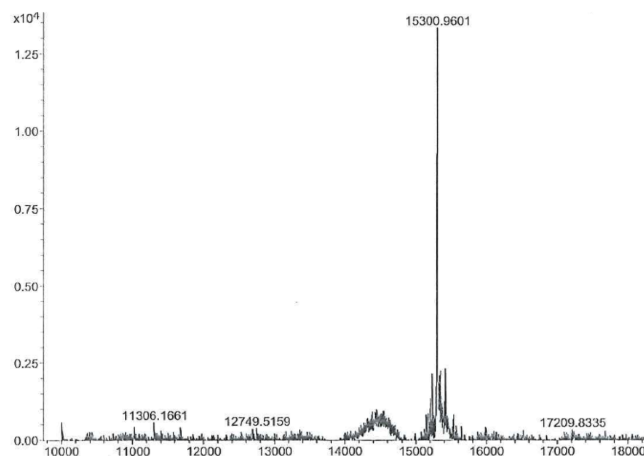
## Application Notes:

Nucleosome, Recombinant Human, H3 K36Me2 are highly purified and are suitable for use as substrates in enzyme screening assays or for effector protein binding experiments. **Nucleosome, Recombinant Human, H3 K36Me2 from EpiCypher does not contain free DNA which could alter assayed activities.**

## References Using this Product:

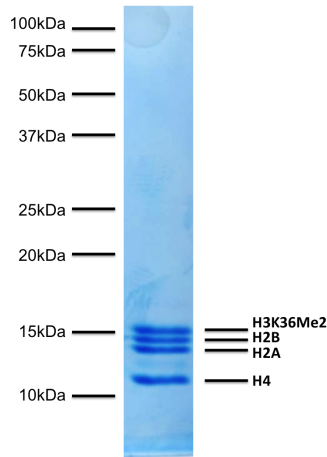


**Western Blot Data:** Western Analysis of Nucleosome, Recombinant Human, H3 K36Me2. **Top Panel:** Unmodified H3 (Lane 1) and H3 K36Me2 containing nucleosomes (Lane 2) were probed with an anti-H3 K36Me2 antibody and analyzed via ECL readout. Only the H3 K36Me2 sample produced a detectable signal. **Bottom Panel:** Detail from Coomassie stained gel showing rH3 octamer (Lane 1) and H3 K36Me2 octamer (Lane 2).

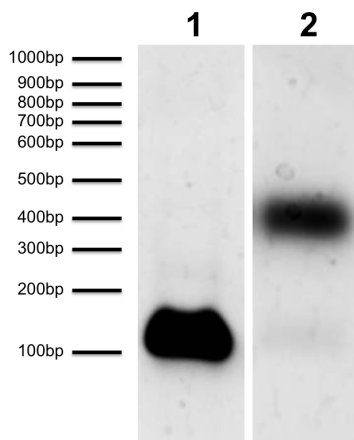


**Mass Spec Data:** Synthetic H3 K36Me2 protein analyzed by ESI-TOF mass spectrometry. Expected mass = 15,300.9 Da. Determined mass = 15,300.96 Da.

This product is for *in vitro* research use only and is not intended for use in humans or animals.



**Protein Gel Data:** Coomassie stained PAGE gel of proteins in Nucleosome, Recombinant Human, H3 K36Me2 (2 µg) to demonstrate the purity of the histones in the preparation. Sizes of molecular weight markers and positions of the core histones (H2A, H2B, H3 K36Me2 and H4) are indicated.



**DNA Gel Data:** Nucleosome, Recombinant Human, H3 K36Me2 run on an agarose gel and stained with ethidium bromide to visualize DNA. **Lane 1:** Free DNA extracted from nucleosomes (200 ng). **Lane 2:** Intact nucleosomes (400 ng).